SKRINEX
GROUP

ISO 9001:2015 ISO 14001:2015 ISO 45001:2024

SKRINEX-HOLDING.COM

SKRINEX GROUP

SKRINEX GROUP is a European industrial engineering and construction group delivering comprehensive solutions for the metallurgical, heavy industrial, energy, infrastructure, and civil construction sectors.

The Group consists of **SKRINEX Industrial, SKRINEX Atom,** and **SKRINEX DE**, operating as an integrated organization where each company contributes its specialized expertise while sharing common engineering standards, project management methodologies, and quality systems.

An integral part of our business structure is **ARINA I&E Solutions**, our long-term strategic engineering partner operating under a consortium agreement. Through the combination of engineering excellence, construction capabilities, and project management expertise, we are able to provide Clients with a single, integrated solution for the successful execution of complex industrial projects.

To ensure maximum flexibility and resource availability, **SKRINEX GROUP** also cooperates with a network of trusted European engineering companies, which serve as reserve engineering partners whenever additional engineering capacity or specialized expertise is required. This collaborative model allows us to rapidly scale project resources while maintaining consistent quality, technical standards, and delivery schedules.

SKRINEX GROUP combines the capabilities of an **Engineering Consultant, General Designer, EPC Contractor, EPCM Contractor, and Industrial Construction Company**, enabling us to support projects throughout their entire lifecycle—from concept development and engineering to procurement support, construction, equipment installation, commissioning, and long-term operational support.

Our core areas of expertise include:

· Comprehensive engineering and design of industrial facilities of any complexity, including Concept Design, FEED (Front-End Engineering Design), Basic Engineering, Detailed Engineering, engineering calculations, process and mechanical design, structural engineering, electrical engineering, automation engineering, BIM and 3D modeling, preparation of complete construction documentation, engineering support during construction, and site supervision.
· Acting as the General Designer (Lead Design Consultant), coordinating all engineering disciplines, design contractors, technical interfaces, and ensuring complete multidisciplinary integration throughout the project lifecycle.
· EPC and EPCM project execution, providing integrated engineering, procurement, construction management, and overall project coordination.
· Construction of industrial and civil facilities.
· Mechanical erection and installation of heavy industrial equipment.
· Installation of steel structures, process piping, pressure systems, and mechanical installations.
· Industrial assembly and installation of complex process equipment.
· Electrical installation works, instrumentation & control (I&C), industrial automation systems, power distribution, and electrical infrastructure.
· Demolition and dismantling of industrial plants, production facilities, buildings, process equipment, steel structures, and utility systems.
· Commissioning, start-up assistance, performance testing, and handover of fully operational facilities.
· Maintenance, modernization, revamping, brownfield upgrades, shutdown services, and technical support for existing industrial plants.

By combining its own construction resources, highly qualified multidisciplinary engineering teams, and an extensive network of strategic partners, **SKRINEX GROUP** is capable of acting as a specialized contractor, **General Contractor (EPC), Project Management Contractor (EPCM), or Lead Engineering Consultant (General Designer)**, assuming full responsibility for every phase of project execution—from feasibility studies and conceptual engineering through detailed design, procurement support, construction, installation, commissioning, and the successful delivery of turnkey industrial facilities.

For our Clients, this means a single point of responsibility, ensuring seamless coordination between engineering and construction, minimizing project risks, optimizing schedules and costs, and delivering technically advanced, safe, and high-quality industrial solutions on time and within budget.

SECTION 1
SELECTED ENGINEERING PROJECTS

REVAMPING OF CONTINUOUS CASTING PLANT WITH INSTALLATION OF CONTINUOUS CASTING MACHINES AND A TWIN LADLE–FURNACE UNIT ARCELORMITTAL. KRIVIY RIG, UKRAINE









REVAMPING OF CONTINUOUS CASTING PLANT WITH INSTALLATION OF CONTINUOUS CASTING MACHINES AND A TWIN LADLE-FURNACE UNIT ARCELORMITTAL. KRIVIY RIG, UKRAINE

Development of detailed design documentation for construction on the project "Revamping of continuous casting plant with installation of continuous casting machines and a twin ladle-furnace unit at the territory of PJSC "ArcelorMittal Kriviy Rig“, Krivorozhstal Street, 133, Metallurgical district, Kriviy Rig, Dnepropetrovsk region. Design scope: reinforced concrete structures, architectural solutions and structural analysis of all reinforced concrete structures.

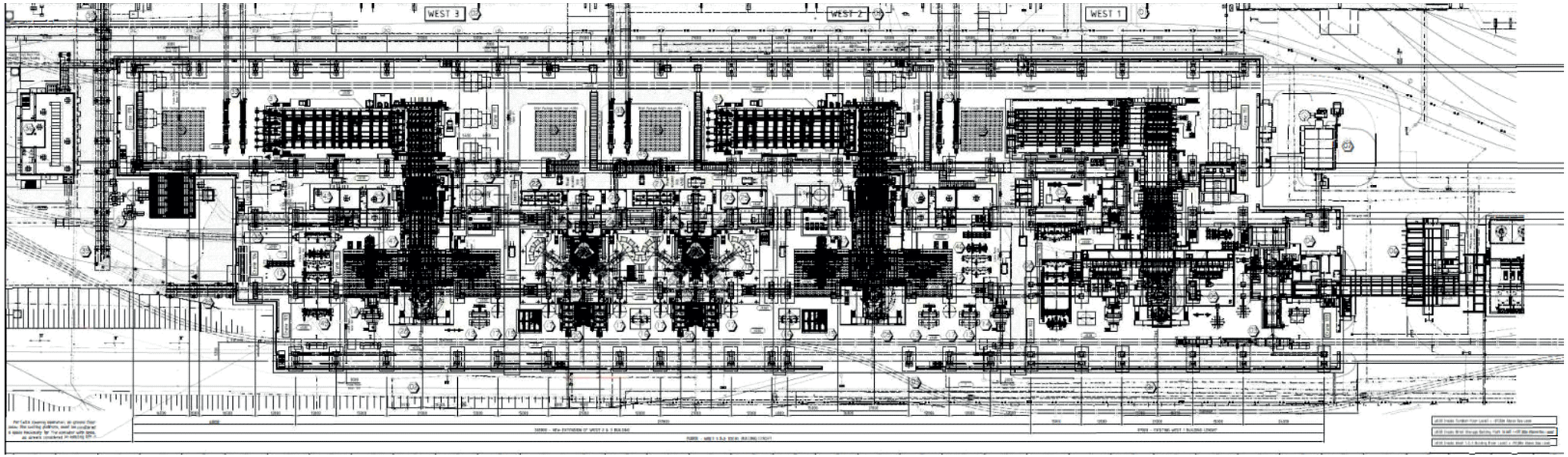

REVAMPING OF CONTINUOUS CASTING PLANT WITH INSTALLATION OF CONTINUOUS CASTING MACHINES AND A TWIN LADLE–FURNACE UNIT ARCELORMITTAL. KRIVIY RIG, UKRAINE

The design was carried out for an area with complex engineering, geological and 100% brown field conditions









REVAMPING OF CONTINUOUS CASTING PLANT WITH INSTALLATION OF CONTINUOUS CASTING MACHINES AND A TWIN LADLE–FURNACE UNIT ARCELORMITTAL. KRIVIY RIG, UKRAINE

Modern methods and software such as BIM-design, Revit, Autocad, Lira were used.

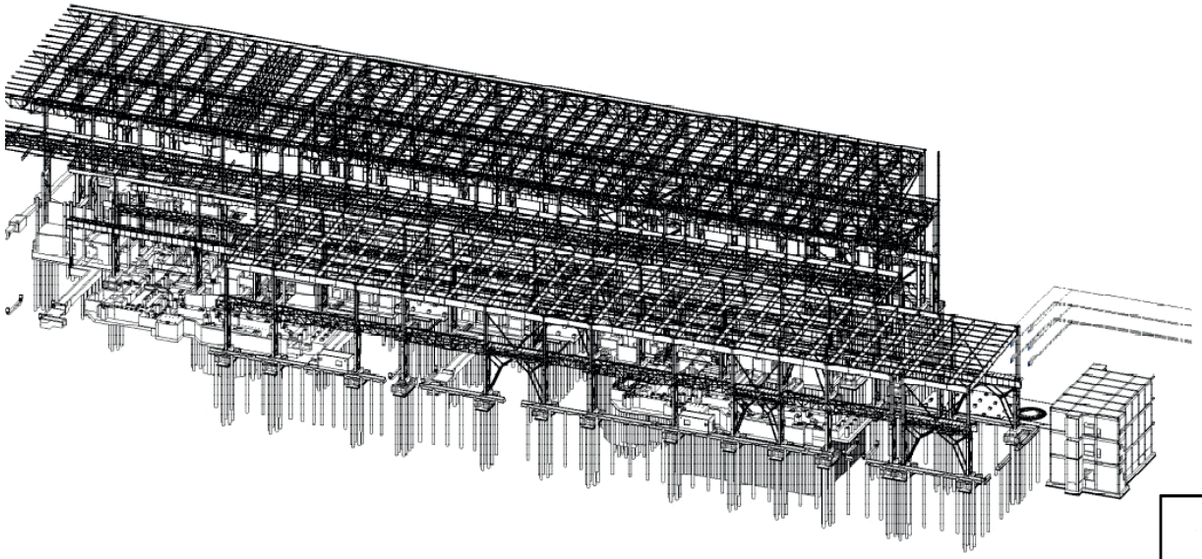

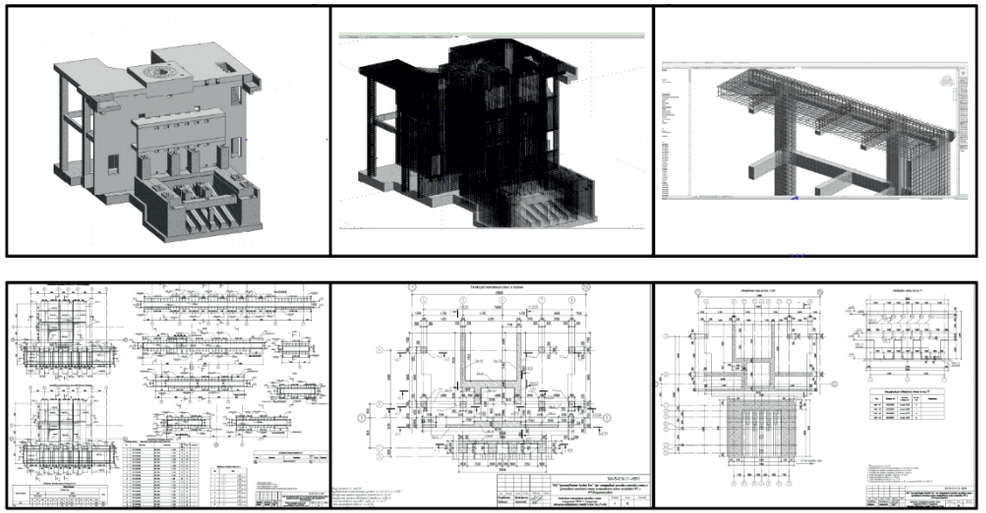

CONSTRUCTION OF A MINI-METALLURGICAL PLANT AND INFRASTRUCTURE FACILITIES, WITH A CAPACITY OF 1.3 MILLION TONS – ABINSKY METALLURGICAL PLANT.











LIMESTONE KILN DEDUSTING SYSTEM MODERNIZATION PROJECT
INTERPIPE LIMESTONE PLANT.

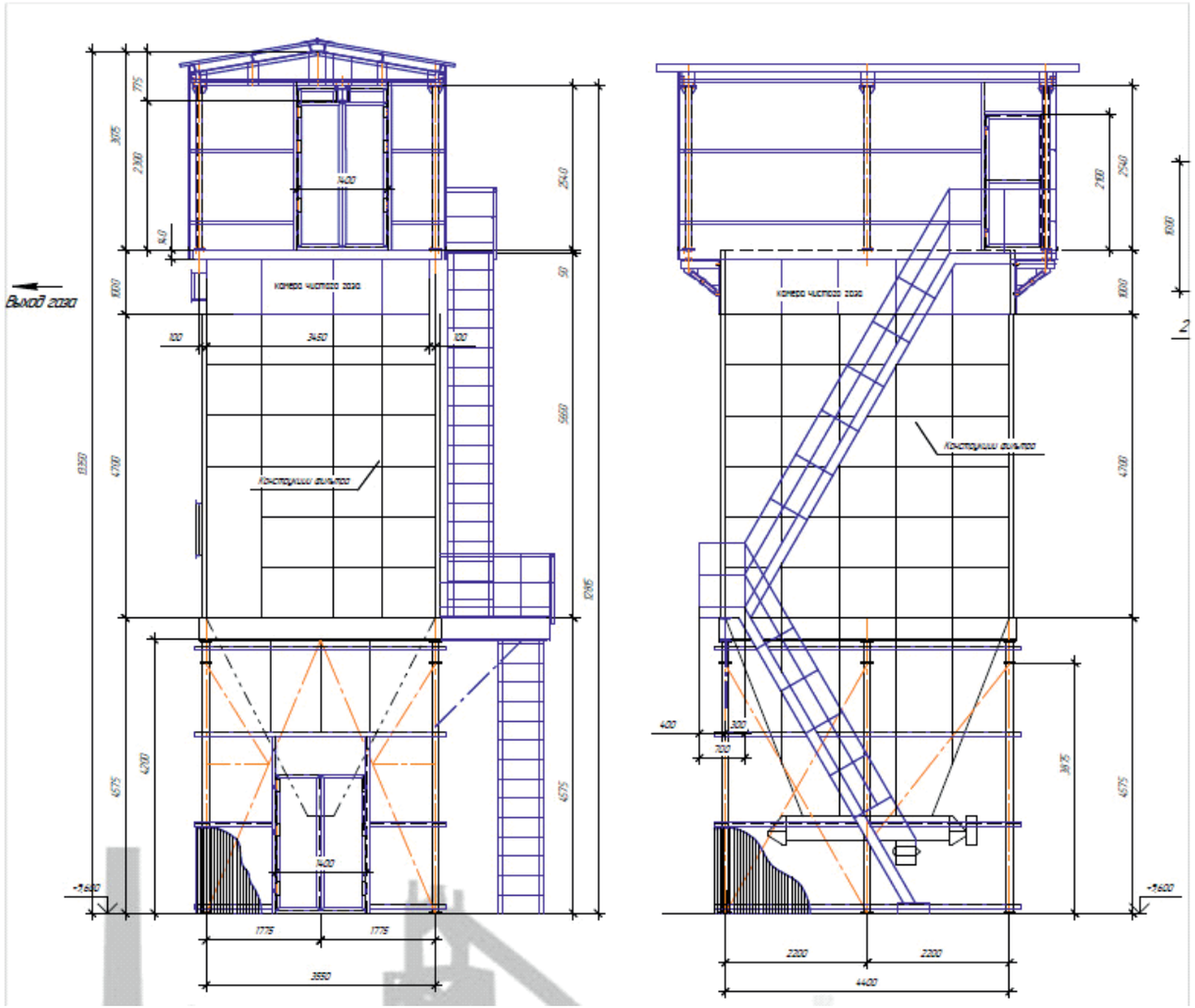



SKRINEX GROUP

RECONSTRUCTION OF CONTINUOUS CASTING MACHINE NO. 3 AT UZMETKOMBINAT
EPC PROJECT



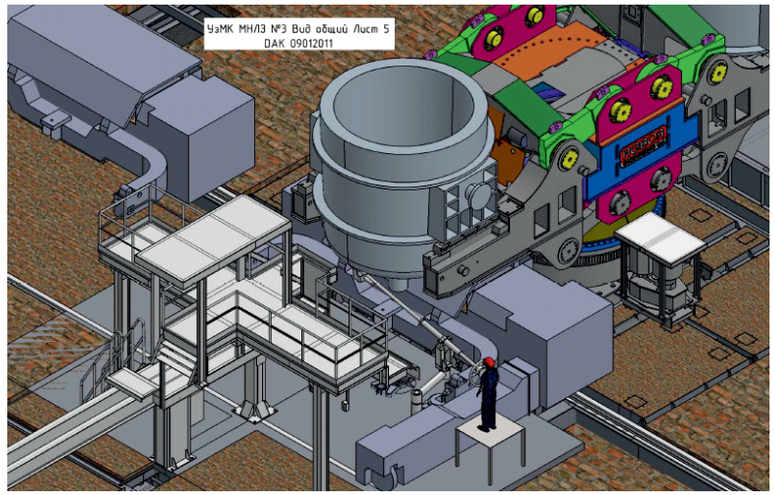

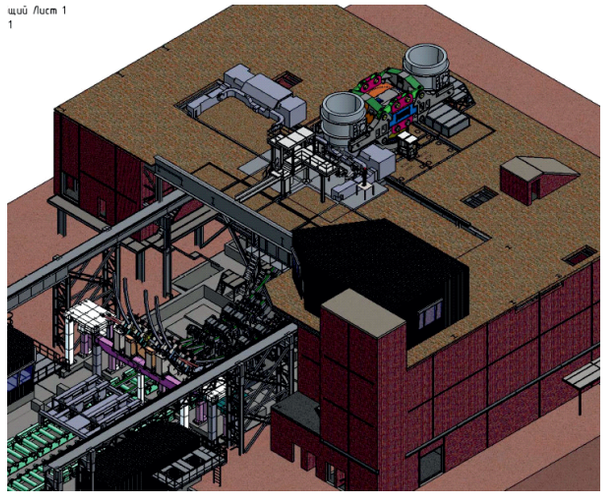







SKRINEX GROUP

DEVELOPMENT OF THE DETAILED DESIGN FOR OVERHAUL OF THE CENTRALIZED CONTROL CENTER WITHIN THE FRAMEWORK OF THE PROJECT "CONSTRUCTION OF COKE OVEN GAS PURIFICATION UNIT BY AMMONIA-CIRCULAR METHOD OF PJSC "MK AZOVSTAL".

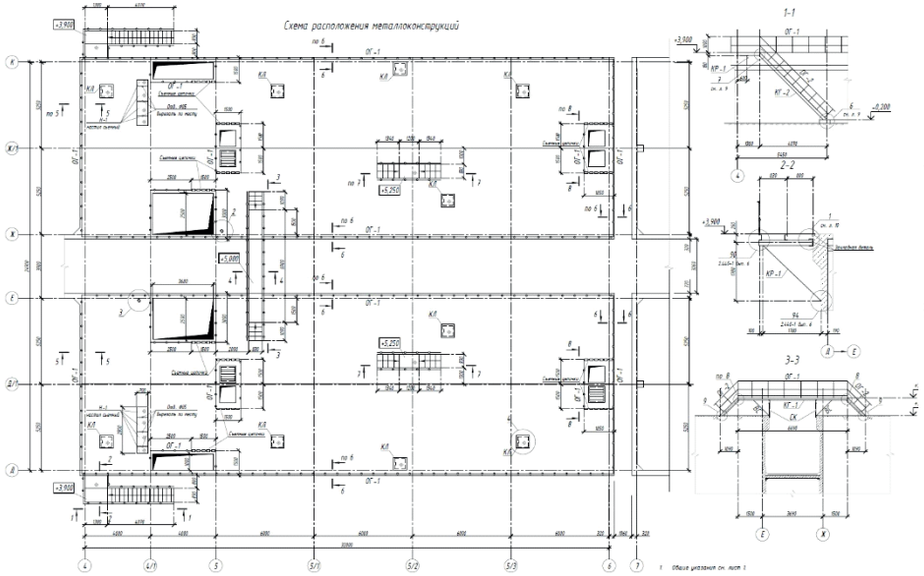

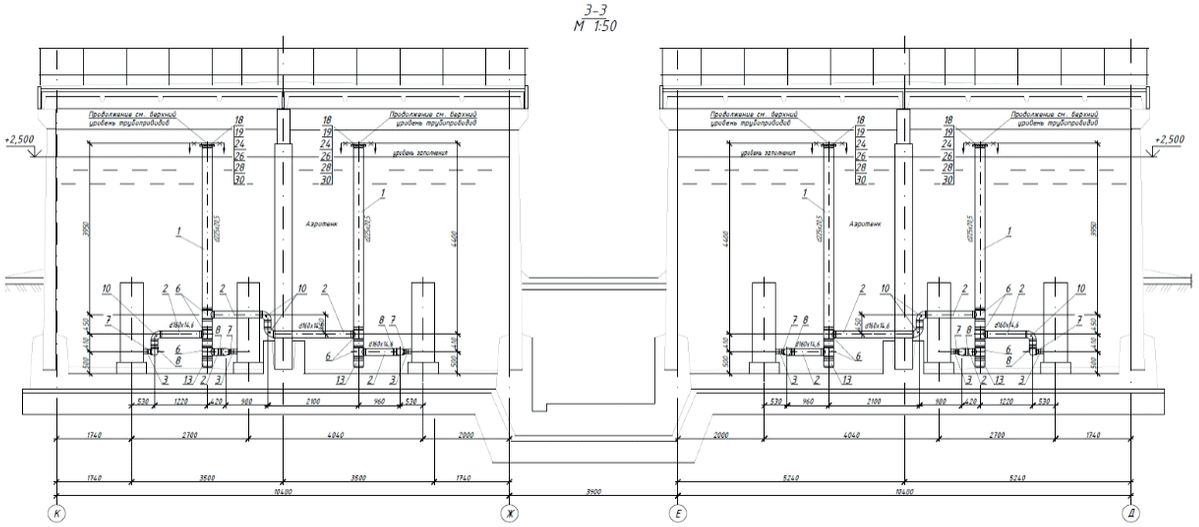

SKRINEX GROUP

RECONSTRUCTION OF EAF 100 NO. 1 – BMZ. EPC PROJECT











DESIGN OF A NEW GAS CLEANING UNIT EAF–1, EAF–3 WITH HEAT RECOVERY OF WASTE GASES – BMZ

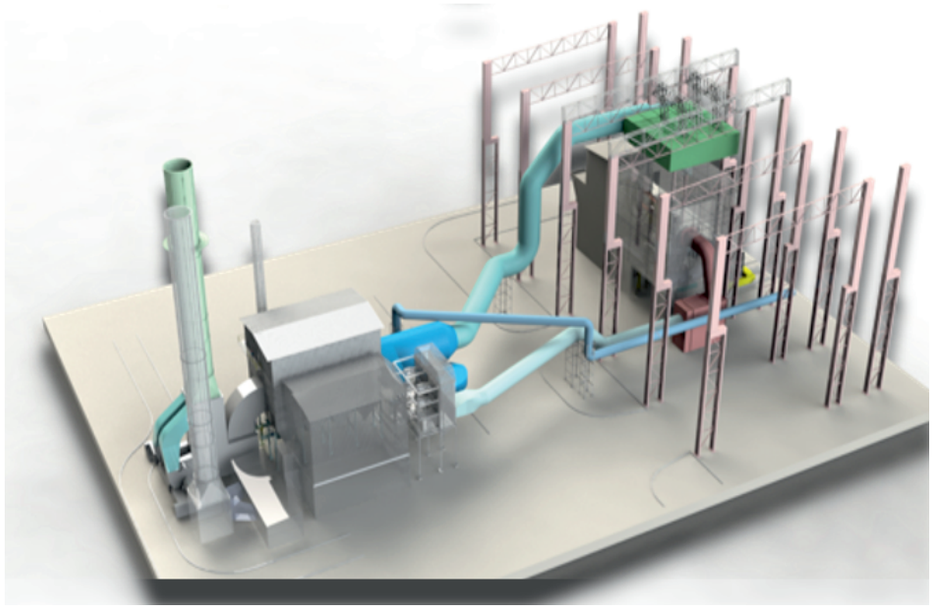







Capacity - 1 330 000 m3/h

Dust content at the pipe -

10mg/m3Steam production - 30 t/h

Steam characteristics:

temperature 195

Pressure 1.6 MPa

FERROALLOYS DRYING PLANT – BMZ







Capacity - 18 tons per hour for dry material.

Equipped with gas purification and fractional composition equalization system.

SECTION 1
SELECTED ENGINEERING PROJECTS



OUR COMPANY HAS EXPERIENCE WORKING ON ARCELORMITTAL SITES. FROM AUGUST 2023 TO THE PRESENT, VARIOUS TASKS HAVE BEEN CARRIED OUT AT THE ARCELORMITTAL FOS-SUR-MER SITE AS PART OF THE FOUR POCHE PROJECT:

-CLADDING OF MHS SUPPORTING STRUCTURE ASSEMBLY

CLADDING WORK ON THE SUPPORTING STRUCTURES HAS BEEN COMPLETED, COVERING A TOTAL AREA OF 2,950 SQUARE METERS.






VERNAZZA
VERNAZZA








VERNAZZA

WORK FOR INSTALLATION COILS STRUCTURE ERECTION













PRE–ASSEMBLY OF GAS DUCTS







INSTALLATION OF A MONORAIL FOR HOIST ASSEMBLY





INSTALLATION OF HEAT SHIELDS OVER STEEL CARRIERS IN ZONE 2







EMERGENCY REPAIR WORK TO ELIMINATE A LEAK IN THE COOLING SYSTEM OF THE NORTH COVER OF THE LADLE FURNACE







FINAL WORKS ON ARCELOR MITTAL FOS SUR MER FRANCE







FINAL WORKS ON ARCELOR MITTAL FOS SUR MER FRANCE







ARCELOR MITTAL BELVAL: GENERAL ASSEMBLY HBI SILO

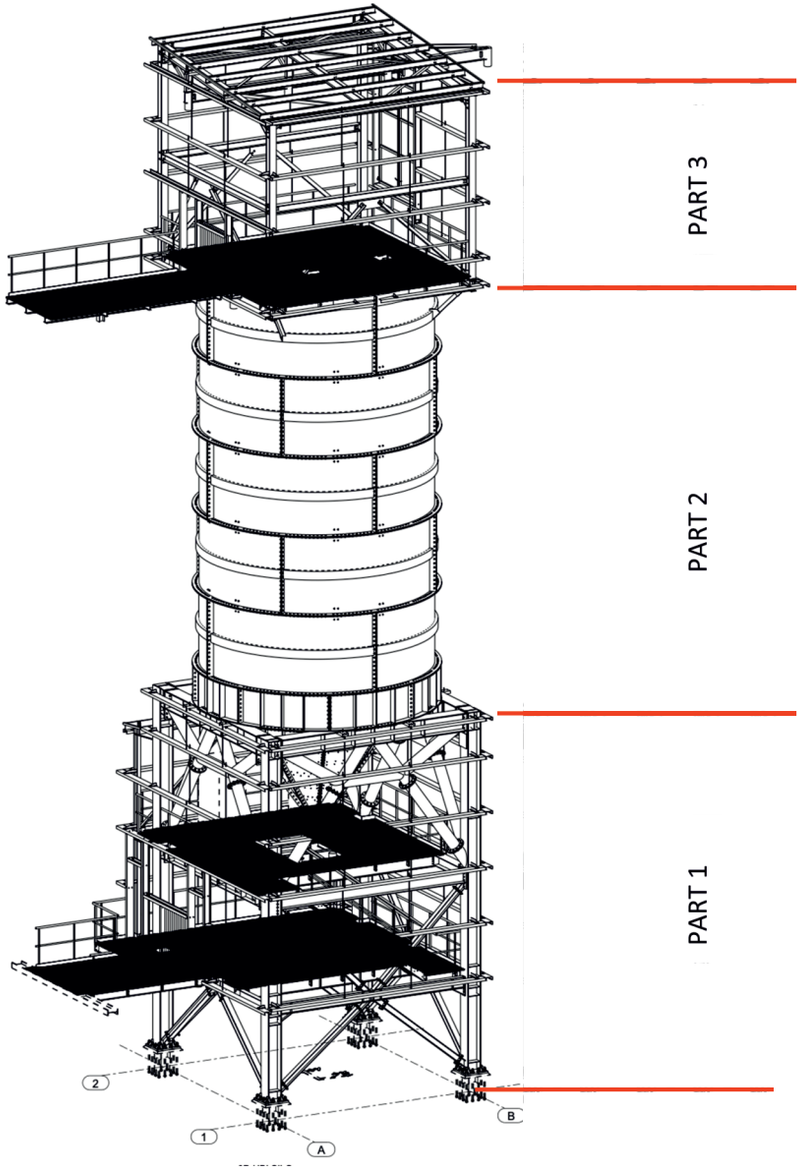

THE HEIGHT OF THE SILO IS 27.7 M.

PART 1 – THE SUPPORT STRUCTURE,

PART 2 – THE HOPPER,

PART 3 – THE TOP PLATFORM.



ARCELOR MITTAL BELVAL: GENERAL ASSEMBLY HBI SILO







ASSEMBLY OF THE SCRAP BUCKET TRANSFER CAR FOR THE MELTSHOP

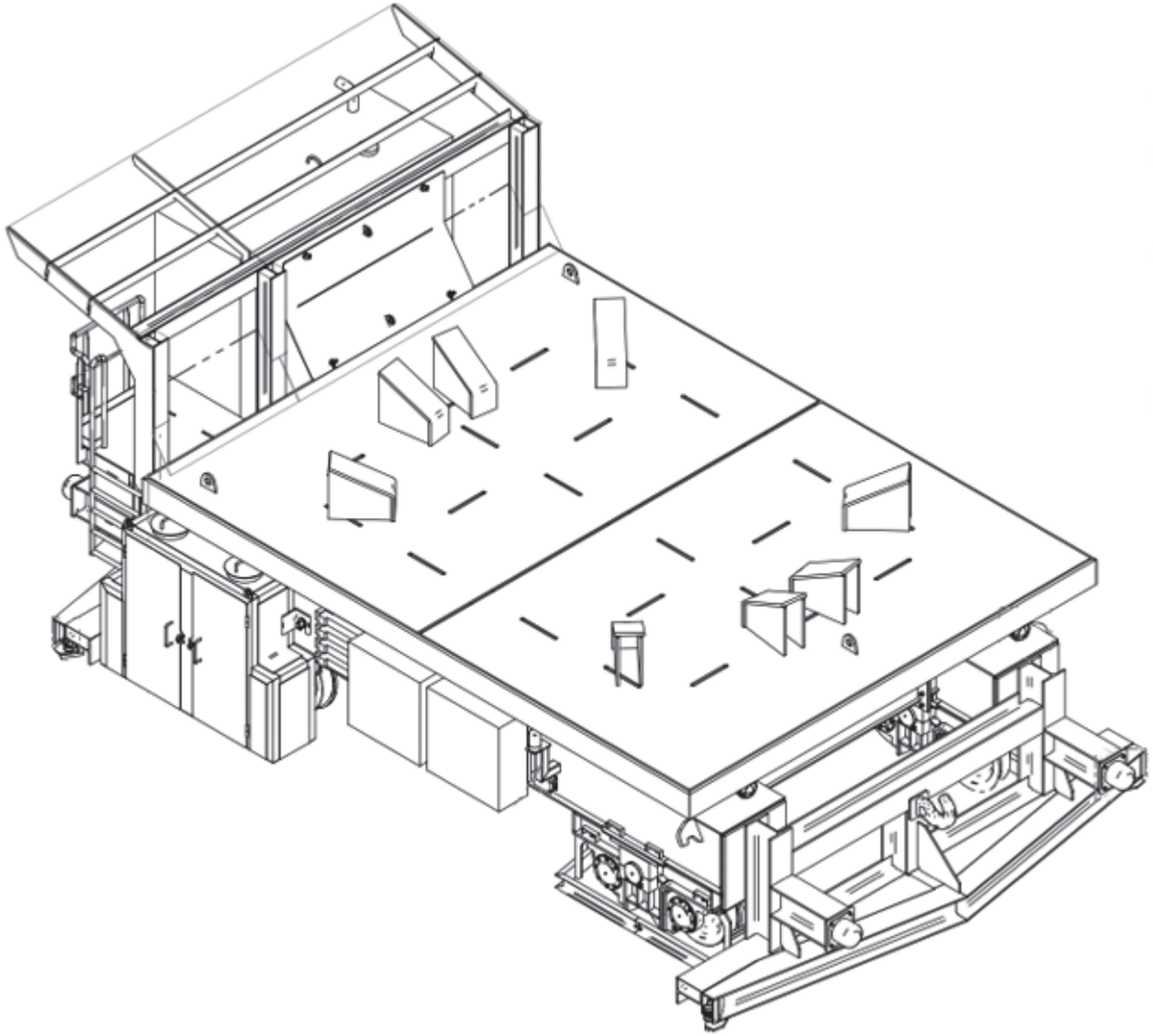

TOTAL WEIGHT OF METAL STRUCTURES: 59 130 KG.

OVERALL DIMENSIONS: 10 931 X 6041 X 4560 MM.

RAIL GAUGE: 3800 MM.

ASSEMBLY OF THE SCRAP BUCKET TRANSFER CAR FOR THE MELTSHOP











SKRINEX–HOLDING.COM

SKRINEX GROUP

EAF M15– FES COMBUSTION CHAMBER LOWER HALF ASSEMBLING AND INSTALLATION





SKRINEX GROUP

ASSEMBLY OF THE HYDRAULIC CYLINDER FOR LIFTING THE CENTRAL CONSOLE (PORTAL) COVER AND THE COLUMN WITH THE HYDRAULIC CYLINDER





ASSEMBLY MHS–SUPPORTING STRUCTURE (GALERY NB C03)

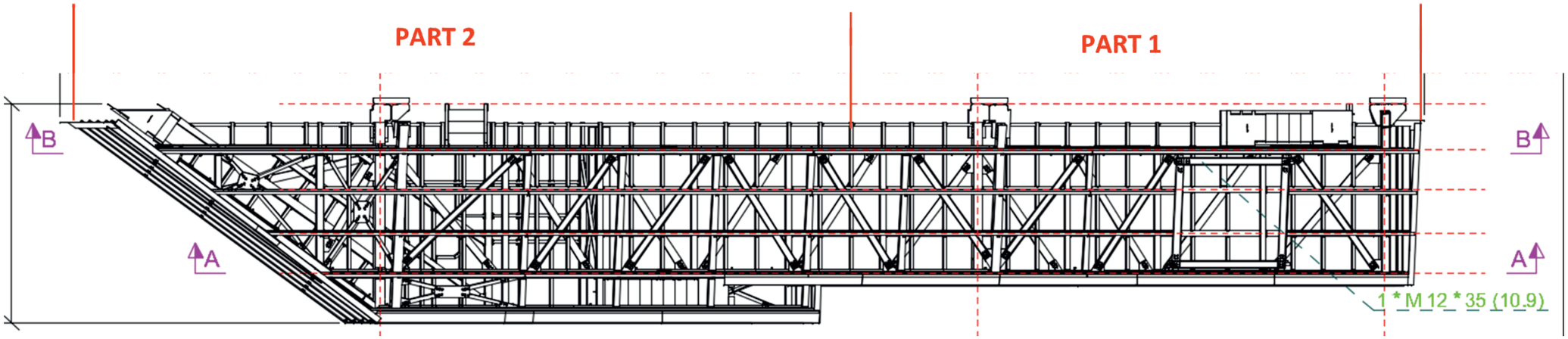



PARAMETERS OF PART 1:

- LENGTH: 18,792 MM
- WIDTH: 4,207 MM
- HEIGHT: 4,000 MM
- WEIGHT: 20 TONS

PARAMETERS OF PART 2:

- LENGTH: 15,500 MM
- WIDTH: 5,500 MM
- HEIGHT: 6,000 MM

WEIGHT: 20 TONS

COMBUSTION CHAMBER – OUTLET WATER COOLED DUCTS







THE SUPPORT FRAME FOR THE BOTTOM SHELL, MEASURING 11 X 9 METRES WITH A HEIGHT OF 5 METRES, WAS ASSEMBLED AND INSTALLED IN ITS DESIGNATED POSITION. THIS FRAME IS DESIGNED TO BE MOUNTED ON THE SHELL TRANSFER CAR AND SERVES AS THE TRANSPORT BASE FOR THE BOTTOM SHELL UNIT





DISMANTLING OF THE BOTTOM SHELL FROM THE OLD FURNACE. THE BOTTOM SHELL, WITH A TOTAL WEIGHT OF 162.5 TONNES INCLUDING REFRACTORY LINING, WAS DISMANTLED FROM THE OLD FURNACE. THE OPERATION WAS CARRIED OUT SIMULTANEOUSLY USING TWO 300-TONNE CRANES, ENSURING SAFE AND PRECISE HANDLING OF THE HEAVY STRUCTURE DURING REMOVAL.



LOADING AND TRANSPORTATION OF THE FURNACE ELECTRODE LIFTING COLUMN










Cranes


sarralle



ERECTION TO THE VERTICAL POSITION AND INSTALLATION OF THE FURNACE PORTAL







INSTALLATION OF THE REFRACTORY PLATFORM







DISMANTLING OF THE FURNACE SHELL





TRANSPORT AND INSTALLATION OF THE FURNACE SHELL









DISMANTLING OF THE FURNACE ROOF







DISMANTLING AND TRANSPORTA TION POF THE TILTING PLATFORM







GERMANY STAHLWERK THURINGEN

ASSEMBLY AND TRANSPORTATION OF THE VACUUM COVER






PRACTICAL EXPERIENCE OF THE SKRINEX GROUP OF COMPANIES IN INDUSTRIAL AND CIVIL ELECTRICAL INSTALLATION AND ELECTRICAL HEAT-TRACING SYSTEMS

The Skrinex Group of Companies provides comprehensive electrical installation services for industrial, commercial, residential and infrastructure projects throughout Europe.

The specialists of the Skrinex Group of Companies have practical experience in industrial and civil electrical installation, instrumentation, fibre-optic systems, electrical testing, commissioning and the installation of electrical heat-tracing systems.

The scope of work performed by the Skrinex Group of Companies covers the entire project cycle: from the preparation of work areas and installation of cable-support systems to equipment connection, testing, commissioning and final handover.

The Skrinex Group of Companies performs work in accordance with approved drawings, technical specifications, project documentation, site instructions and applicable European quality and safety standards.

1. INSTALLATION OF CABLE-SUPPORT SYSTEMS

The Skrinex Group of Companies has extensive experience in installing cable-support systems at industrial and construction sites.

The scope of work includes:

- **installation of cable trays;**
- **installation of perforated and non-perforated cable trays;**
- **installation of wire-mesh cable trays;**
- **installation of cable ladders;**
- **installation of support brackets and supporting steel structures;**
- **installation of vertical and horizontal cable routes;**
- **installation of bends, tees, crosses, reducers and other tray fittings;**
- **installation of covers and protective elements;**
- **installation of cable-tray suspension systems;**
- **modification and adjustment of existing cable routes;**
- **installation of additional supports according to site conditions;**
- **installation of cable penetrations through walls, floors and structural elements;**
- **sealing and protection of cable penetrations;**
- **installation of protective conduits and pipes.**

Cable ladders are ladder-type cable trays, consisting of two longitudinal side rails connected by transverse rungs. They are generally used for routing heavy power cables, control cables and large cable bundles at industrial facilities.

Specialists of the Skrinex Group of Companies install cable ladders both indoors and outdoors, including production halls, technical rooms, pipe racks, process units, steel structures and elevated industrial platforms.

All cable-support systems are installed in accordance with:

- approved drawings;
- cable-routing plans;
- load requirements;
- manufacturer's instructions;
- required separation distances;
- fire-safety regulations;
- earthing and bonding requirements;
- site-specific quality standards.

2. CABLE INSTALLATION

The Skrinex Group of Companies performs the installation of electrical, control, instrumentation, communication and fibre-optic cables.

The scope of cable installation includes:

- **pulling and laying power cables;**
- **installation of low-voltage cables;**
- **installation of medium-voltage cables, where permitted by the project;**
- **installation of control cables;**
- **installation of instrumentation cables;**
- **installation of signal cables;**
- **installation of communication cables;**
- **installation of fire-alarm cables;**
- **installation of data and network cables;**
- **installation of fibre-optic cables;**
- **installation of cables in trays, ladders, conduits and protective pipes;**
- **vertical cable pulling;**
- **installation of cables on pipe racks and steel structures;**
- **installation of cables in technical rooms and substations;**

- cable routing through walls, floors and cable penetrations;
- temporary and permanent cable fixing;
- cable bundling and separation according to cable type;
- installation of cable glands;
- cable termination and connection;
- cable marking and labelling;
- installation of identification tags;
- preparation of cables for testing and commissioning.

During cable installation, the Skrinex Group of Companies pays particular attention to:

- minimum bending radii;
- permissible pulling forces;
- prevention of mechanical damage;
- separation of power and signal cables;
- fire-resistant routing requirements;
- correct cable support and fixing intervals;
- cable identification;
- compliance with project documentation;
- protection of cable ends against moisture and contamination.

3. INSTALLATION AND CONNECTION OF ELECTRICAL EQUIPMENT

The Skrinex Group of Companies performs the installation, assembly and connection of electrical equipment at industrial, commercial and residential facilities.

The scope of work includes:

- **installation of main distribution boards;**
- **installation of local distribution boards;**
- **installation of motor-control centres;**
- **installation of control cabinets;**
- **installation of automation cabinets;**
- **installation of junction boxes;**
- **installation of local control stations;**
- **installation of electrical panels;**
- **installation of transformers and auxiliary equipment;**
- **installation of lighting systems;**

- installation of emergency-lighting systems;
- installation of sockets and switches;
- installation of industrial plugs and socket outlets;
- installation of disconnectors and isolators;
- installation of protective devices;
- installation of cable glands and terminal blocks;
- connection of motors, pumps, fans and other electrical consumers;
- connection of electrical heaters;
- connection of process equipment;
- connection of control and automation systems;
- installation of earthing and bonding systems;
- connection of protective conductors;
- marking of equipment and circuits.

The Skrinex Group of Companies performs electrical connections according to wiring diagrams, single-line diagrams, cable schedules, terminal plans and manufacturer documentation.

4. INSTRUMENTATION

The Skrinex Group of Companies carries out installation work for industrial automation and instrumentation systems.

The scope of work includes:

- installation of field instruments;
- installation of temperature sensors;
- installation of pressure sensors;
- installation of flow meters;
- installation of level sensors;
- installation of transmitters;
- installation of limit switches;
- installation of position sensors;
- installation of proximity sensors;
- installation of control valves and actuators;

- installation of junction boxes;
- installation of local control panels;
- installation of instrumentation tubing;
- installation of impulse lines;
- installation of support structures for instruments;
- laying of instrumentation and signal cables;
- connection of field devices;
- connection of control and automation cabinets;
- cable termination;
- loop identification and labelling;
- continuity checks;
- preparation of instrumentation loops for commissioning.

The specialists of the Skrinex Group of Companies work according to:

- P&ID diagrams;
- instrumentation drawings;
- loop diagrams;
- hook-up drawings;
- cable schedules;
- terminal diagrams;
- equipment data sheets;
- installation details;
- approved project documentation.

Particular attention is given to the correct installation position of instruments, access for maintenance, protection against vibration and mechanical damage, correct cable routing and compliance with hazardous-area requirements where applicable.

5. FIBRE-OPTIC AND COMMUNICATION SYSTEMS

The Skrinex Group of Companies performs installation work for fibre-optic and communication networks.

The scope of work includes:

- **installation of fibre-optic cables;**
- **laying of fibre-optic cables in cable trays and protective conduits;**
- **installation of indoor and outdoor fibre-optic routes;**
- **installation of fibre-optic distribution boxes;**
- **installation of patch panels;**
- **installation of communication cabinets;**
- **preparation of fibre-optic cables for termination;**
- **fibre splicing;**
- **installation of connectors and adapters;**
- **cable marking and identification;**

- visual inspection of installed lines;
- testing of fibre-optic links;
- preparation of test results and documentation.

The Skrinex Group of Companies also installs communication and data cables used for:

- industrial networks;
- building-management systems;
- access-control systems;
- CCTV systems;
- fire-alarm systems;
- process-control systems;
- data-transmission systems.

6. ELECTRICAL TESTING

The Skrinex Group of Companies performs electrical checks and testing before energisation and commissioning.

Depending on the project requirements, the scope may include:

- visual inspection of electrical installations;
- verification of cable installation;
- checking cable markings;
- continuity testing;
- insulation-resistance testing;
- protective-conductor continuity testing;
- earthing-system checks;
- phase-sequence checks;
- polarity checks;

- verification of terminal connections;
- checking tightening torques;
- checking cable glands and sealing;
- verification of equipment labels;
- loop checks;
- functional testing;
- inspection of lighting circuits;
- inspection of socket circuits;
- testing of heat-tracing circuits;
- preparation of test reports;
- correction of defects identified during inspection.

Testing is performed in accordance with project requirements, inspection and test plans, equipment manuals and applicable regulations.

7. COMMISSIONING SUPPORT

The Skrinex Group of Companies provides qualified personnel to support pre-commissioning and commissioning activities.

The scope of commissioning support includes:

- preparation of systems for energisation;
- verification of installation completeness;
- checking equipment connections;
- participation in walk-down inspections;
- correction of punch-list items;
- functional checks;
- support during loop testing;
- support during equipment start-up;
- troubleshooting of electrical and instrumentation installations;
- correction of cable and terminal connections;
- replacement of incorrectly installed components;
- preparation of systems for final handover;
- support during client and third-party inspections.

The Skrinex Group of Companies works in close cooperation with site supervisors, construction managers, engineering companies, commissioning teams and client representatives.

8. ELECTRICAL HEAT-TRACING SYSTEMS

The Skrinex Group of Companies has practical experience in the installation of electrical heat-tracing systems at industrial facilities.

Electrical heat tracing is used to:

- **prevent pipes and equipment from freezing;**
- **maintain the required process temperature;**
- **compensate for heat losses;**
- **protect water, chemical and process lines;**
- **maintain the viscosity of transported materials;**
- **ensure the reliable operation of pipelines during low ambient temperatures.**

The scope of work performed by the Skrinex Group of Companies includes:

- **installation of self-regulating heating cables;**
- **installation of constant-wattage heating cables;**
- **installation of mineral-insulated heating cables where required;**
- **installation of heating cables on pipelines;**
- **installation of heating cables on tanks and vessels;**

- installation of heating cables on valves, flanges and fittings;
- installation of fixing tapes and attachment materials;
- installation of aluminium tapes;
- installation of junction boxes;
- installation of power-connection kits;
- installation of end terminations;
- installation of splice kits;
- installation of tee-connection kits;
- installation of temperature sensors;
- installation of thermostats and controllers;
- installation of heat-tracing control panels;
- connection of heat-tracing circuits;
- circuit identification and labelling;
- insulation-resistance testing;
- continuity testing;
- resistance measurement;
- preparation of installed circuits for thermal insulation;

- inspection after installation of thermal insulation;
- final testing and documentation.

During the installation of heat-tracing systems, the Skrinex Group of Companies follows:

- isometric drawings;
- heat-tracing layouts;
- circuit schedules;
- installation instructions;
- manufacturer requirements;
- required sensor locations;
- minimum bending radii;
- heating-cable installation limits;
- project quality-control procedures.

9. INDUSTRIAL PROJECT EXPERIENCE

9.1 ArcelorMittal Fos-sur-Mer, France

The specialists of the Skrinex Group of Companies participated in electrical installation work at the ArcelorMittal industrial facility in Fos-sur-Mer, France.

The work included:

- installation of cable-support systems;
- installation of cable trays and cable ladders;
- installation of supporting structures;
- laying of power and control cables;
- installation of instrumentation cables;
- cable fixing and marking;
- installation of junction boxes;
- connection of electrical equipment;
- installation of copper bus bar connections for the main trafo for HV and LV sides

participation in inspection and commissioning activities.

The work was performed under active industrial-site conditions and required strict ompliance with safety, quality and coordination procedures.






ADC
20T
ADC





9.2 ArcelorMittal Belval, Luxembourg

The Skrinex Group of Companies participated in electrical and industrial installation work at the ArcelorMittal Belval facility in Luxembourg.

The scope of work included:

- **installation and modification of cable routes;**
- **installation of cable trays and ladder-type cable trays;**
- **installation of power and control cables;**
- **installation of supporting steel structures;**
- **installation of instrumentation equipment;**
- **cable termination and connection;**
- **equipment marking;**
- **installation of OKKEN copper bus bars for power supply trafos and installation of aluminium bus bars for DC furnace main electrical power supply**
- **inspection and correction of installation defects;**
- **support during project handover.**

The project required close cooperation with construction management, technical supervision and other subcontractors working at the facility.



























9.3 ArcelorMittal Warsaw, Poland

The specialists of the Skrinex Group of Companies carried out electrical installation work at the ArcelorMittal facility in Warsaw, Poland.

The scope included:

- installation of industrial cable routes;
- installation of cable trays and cable ladders;
- laying and fixing of electrical cables;
- connection of electrical equipment;
- installation of control and automation components;
- installation of junction boxes;
- cable identification;
- testing and preparation for commissioning;
- correction of issues identified during inspection.

9.4 ArcelorMittal Bremen, Germany

The Skrinex Group of Companies participated in electrical installation activities at the ArcelorMittal industrial facility in Bremen, Germany.

The work included:

- installation of cable-support systems;
- installation of power, control and signal cables;
- installation of electrical equipment;
- connection of field devices;
- installation of industrial automation components;
- installation of instrumentation cables;
- inspection and testing;
- preparation of systems for commissioning.

The work was carried out in compliance with German safety requirements and the internal rules of the industrial facility.

9.5 Chemelot Industrial Park, the Netherlands

The specialists of the Skrinex Group of Companies participated in the main shutdown works at the Chemelot industrial complex in the Netherlands.

The scope of I&C works included dismantling and installation of sensors and instruments or control, laying control cables, heat tracing installation.

The project required compliance with strict industrial safety rules, permit-to-work procedures and quality-control requirements in ATEX zone.

9.6 Neste Refinery, Rotterdam, the Netherlands

The Skrinex Group of Companies participated in the installation of electrical heat-tracing systems at the Neste refinery in Rotterdam.

The scope of work included:

- installation of heating cables on pipelines;
- installation of power-connection kits;
- installation of end terminations;
- installation of junction boxes;
- installation of temperature sensors;
- installation of fixing and protective materials;
- routing and connection of heat-tracing power cables;
- circuit identification;

- insulation-resistance testing;
- continuity and resistance measurements;
- inspection of completed heat-tracing circuits;
- correction of deviations identified during inspection;
- preparation of circuits for final handover.

The work was carried out according to isometric drawings, approved heat-tracing documentation and instructions issued by the engineering and construction-management teams.













10. RESIDENTIAL CONSTRUCTION PROJECT IN LEIPZIG, GERMANY

The Skrinex Group of Companies also performs complete electrical installation work in residential buildings.

At a residential construction project in Leipzig, Germany, the specialists of the Skrinex Group of Companies performed a comprehensive range of electrical works in apartments, common areas, technical rooms and building distribution systems.

- Preparatory work
- Wall chasing and installation preparation
- Internal apartment wiring
- Sockets, switches and lighting points
- Apartment distribution boards
- Floor distribution boards
- Main incoming feeders
- Connection from the transformer and main electrical supply
- Common areas and technical rooms
- Testing and commissioning

The teams of the Skrinex Group of Companies consist of specialists with practical construction and industrial experience.
Flexible mobilisation

MONOLITHIC REINFORCED CONCRETE CONSTRUCTION

One of the key areas of the group's activitiesSKRINEXis the construction of multi-storey residential and commercial buildings using monolithic reinforced concrete frame technology. This technology provides exceptional structural strength, architectural freedom in design, and high construction speed.

Our specialists have proven experience in performing the full cycle of monolithic works: from the development of formwork systems and reinforcement to concreting, concrete curing, and formwork removal. We work with buildings of any number of floors and complexity — from residential complexes to multifunctional commercial centers.

IMPLEMENTED OBJECTS



OBJECT 1

Object Name:

Construction of an 8-story residential building

Location:

Kyiv, Ukraine

Description:

8 floors, concrete volume – 6430 m³





OBJECT 2

Object Name:

Construction of an 18-story residential building

Location:

Kyiv, Ukraine

Description:

18th floor1, concrete volume – 12850 m³



OBJECT 3

Object Name:

Construction of a retaining wall in a residential complex

Location:

Kyiv, Ukraine

Description:

2856 m³



OBJECT 4

Object Name:

Construction of Monolithic Chambers for Dewatering Systems

Location:

Ashgabat, Turkmenistan

Description:

5 606 m³



OBJECT5

Object Name:

Construction of a 12-Storey Residential Complex

Location:

Zaporizhzhia, Ukraine

Description:

15 820 m³









OBJECT 6

Type / name of the object:

Monolithic reinforced concrete protective structure transformer substation

Location:

Kyiv Oblast

Description:

Reinforced concrete structure – 2869 m³

SKRINEX
GROUP

SKRINEX-HOLDING.COM